


# Reception Class 2019-20

This booklet is for you and your family. It tells you all about the different things that happen in the Reception classroom. We hope that you enjoy looking through it.




## Your Things



You will have your own coat peg with your picture on it. You can hang your coat, PE kit bag and spare clothes in a bag on here.


Your book bag will be brought in every day and placed in your teams' coloured box in the cloakroom.

Letters for home will go in your book bag together with your school reading books and your reading diary.




## Arriving in the morning

When you come to school you will wait outside with your grown-up until your teacher opens the door at 8:45am. If your grown-up wants to talk to your teacher, then they will be available after school.



## Snack


During the day we all have a piece of fruit to eat. This might be for example, an apple, pear, banana or satsuma. The fruit is provided free. Please bring your named water bottle to drink from throughout the day. If you forget don't worry, we have cups you can use.



# Collective Worship

Each day at school we all come together for Collective Worship. You will be able to hear a story, say your prayers and sing a hymn.


On Monday mornings we have a Celebration Assembly where we share our special work with other children.



## Morning Break Time

You will have a morning break time where you can stretch your legs on the playground alongside the KS1 children. This will be for fifteen minutes straight after Collective Worship.

We do not have an afternoon break on the playground but we do use our own outside area throughout the morning and afternoon.



## Lunch Time

When you have lunch, you will eat it in the dinner hall, at a table, with the rest of your class. (Reception school lunches are free).



You can bring a packed lunch in a special box from home. Please make sure it has your name on, so you will not lose it. You may like to have a special cooked lunch from school instead.

# What will you do at school?

## Reading

We hope you enjoy sharing books with your friends and families and are getting to know lots of rhymes.


At school you hear stories every day. The book corner in your classroom is a special place to sit while you are looking at and reading books. There are books about everything- dinosaurs, pirates and trains, fairytales and puppy dogs and lots more. As a school we expect you to read with a grown-up at least four times a week.





# Drop Everything and Read


Every afternoon straight after the register, the whole have a Drop Everything and Read session. In our class, this is where we read a shared story with our teacher.



Kipper

# Phonics


At school we use Jolly Phonics to help you to learn your letter sounds and names. For each sound you will learn the shape of the letter and an action to help you remember it. As you learn the sounds in school you will take home a sheet to help you say and recognise these sounds.



You might like to play games like "I spy" with your family to help you too.

When you come to school you will begin to learn to read. You will read big books with your teacher and you will take two books home.

Our home reading books are from a scheme called Oxford Reading Tree. You will be able to turn the pages and point to the words as you read them.



Kipper

At first you will remember the stories just by looking at the pictures. With lots of practise you will begin to use your phonics to help you sound out and blend the sounds in the words.

You will have a reading record diary to keep in your book bag. Your grown-up can write down when you read to them and how you got on.

### Home Reading Record

Date	Title	Comment

## Writing

Writing is fun! At school you will learn how to form your letters correctly and how to write sentences.

It would be great if you could practise writing your name at home, just using a capital letter at the start of it. Don't worry if you can't; you will soon learn at school.

William

Ben

Chloe  
Joshua

We write while we play all the time; in the role play, outside and on the writing table.

All the small letters start on 'the line'.

If you want to practise your name:

Only use a capital letter at the start of your first and second names please.

When you have been at school a while you will begin to know, recognise and write the sounds you hear in words. Then you will quickly begin to write sentences too!


You will be able to do lots of other activities at school to help with your writing. These include tracing over pictures, drawing patterns, colouring, making models with play dough, cutting and drawing.

# Mathematics

There are lots of things you can do at home with your family that will help you with your maths:

- sort blocks by colour and size
- fit jigsaw puzzles together
- learn nursery rhymes and number songs such as "five currant buns"
- play lots of games where you have to throw a dice and move along a board
- cooking - talk about which things are heavy and light, how much you need and counting and sharing
- talking about your family ..... who is the youngest, oldest, tallest or shortest
- talk about time using words such as morning, night, yesterday, tomorrow and next week

- at bath time look at which things float or sink; is the bath full or empty?
- when you are getting dressed look at things you put on first and last, which is the back and front, how many buttons have you got?
- at meal times you can lay the table and make sure you have enough knives and forks.
- when you go shopping you can look at the numbers and look at coins. You can look at the shape, size and colour of the boxes.






At school we will do lots of mathematical activities. You will do lots of exciting things, such as measuring, weighing, looking at shapes, making models, following directions and using the computer.




Can you count ten toys when you tidy up?

This is how we write our numbers:



# PE

At school you will be able to do PE at least twice a week and in the summer term you will be able to go swimming with your class. Your PE kit should be black or navy shorts, a team coloured T-shirt and black PE pumps.



You can bring your kit in a PE bag and leave it at school until the holidays.

PE can be dancing to music, simple gymnastics using climbing equipment and games with hoops, ropes and balls.

When you get changed for PE you should be able to take off and put on most of your clothes by yourself. Your teacher will help you with things you find hard. Do practise getting changed at home.


Your PE kit and all of your other clothes should have your name sewn in so that they don't get lost or mixed up with someone else's, as everyone's kit looks the same!

## Busy Learner Time

At school there are lots of things for you to play with. Here are some of the things you will find:


- a role-play area, which can be changed into a hospital, a shop, or wherever our imagination takes us to!
- dressing up clothes so that you can be a doctor, a princess, a policeman or policewoman or a fire-fighter.
- puppets and a puppet show
- an art area where we can paint, draw and colour
- construction kits to make large models using nuts and bolts
- large and small building blocks and lots of other things to make models
- a farm with buildings and lots of animals

- games and jigsaws
- playdough and clay
- a sand tray and a water tray
- iPad's with lots of interesting programmes
- trikes, scooters, tunnels and a slide
- digging area and vegetable patch.



## Messy Activities

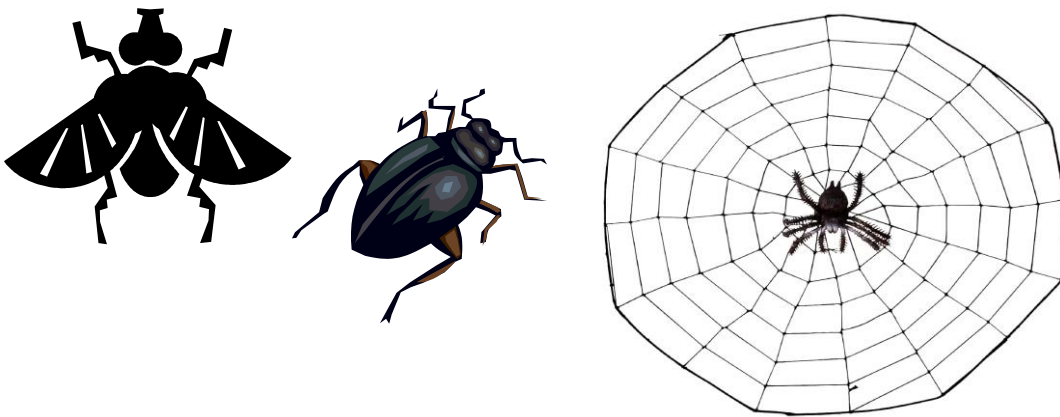
At school you will be able to do lots of "messy" things. You can paint, stick, make models, use clay and play in the sand and water.



We have aprons at school to keep your uniform clean and to keep you dry when you play in the water.

# Forest School

At times throughout the year we like to explore the great outdoors. On Forest School days you will bring to school some of your old clothes and a waterproof coat so you can wear them and keep warm and dry (your grown-ups will receive a text message when Forest School clothes are needed.) **Please bring a pair of wellingtons to leave in school.** You will wear these in Forest School and for outdoor learning.



We do lots of different things in Forest School. We look for minibeast, climb



trees, make mud pictures, look for dinosaur bones... and lots more exciting and adventurous things.

## Home Time

You go home at 3:15pm. Your Mum, Dad or someone else you know should wait for you outside the hall doors. Your teacher will make sure they see your grown-up before you can go. Sometimes your grown-up may be a few minutes late. Don't worry; you can wait safely with your teacher until they come. Please ask Mum or Dad to tell the teacher if someone different is collecting you.



# Early Years Foundation Stage (A Guide for Parents)

The **Early Years Foundation Stage (EYFS)** areas of learning and development have been produced by the government and early years professionals for use by all early years providers.

The Reception Class year is the final year in the **Early Years Foundation Stage**. It is all about well-planned play activities to develop all areas of the curriculum. There is a balance of teacher and child-initiated activities. There are set times of the day where the children are involved in planned activities to develop the early learning goals, they are then given the

opportunity to develop these independently during child-initiated supported play. Much of the planned activities are linked to the key topic for the half term.

At Forsbrook CofE Primary we use the areas of development when we are observing, assessing and planning for your child's individual needs. The areas of learning and development make sure that we are constantly challenging your child and helping them to develop and succeed.

There are seven areas of learning and they are split into two parts:

1. The three prime areas.
2. The four specific areas.

## Prime areas

Personal, social  
and emotional  
(PSED)



This area of  
learning is about  
how your child...


- Is confident and self assured
- Manages their feelings and behaviour
- Makes friends
- Shares and takes turns

Physical  
development



This area of  
learning is about  
how your child...

- Moves and uses gross and fine motor skills
- Develops fine motor skills

	<ul style="list-style-type: none"> <li>➤ Learns about healthy living</li> <li>➤ Manages self care independently</li> </ul>
<p>Communication and language</p> 	<p>This area of learning is about how your child...</p> <ul style="list-style-type: none"> <li>➤ Listens and pays attention</li> <li>➤ Understand what is being said</li> <li>➤ Communicates with others</li> <li>➤ Develops vocabulary and speech</li> </ul>

## Specific areas



### Literacy

This area of learning is about how your child...


- Enjoys reading books
- Likes making marks
- Learns to write
- Starts to explore phonics and letter sounds

### Mathematics



This area of learning is about how your child...

- Learns about numbers and counting

	<ul style="list-style-type: none"> <li>➤ Recognises the passing of time</li> <li>➤ Explores measures, capacity, space, shapes etc during play</li> </ul>
<p>Understanding the world</p> 	<p>This area of learning is about how your child...</p> <ul style="list-style-type: none"> <li>➤ Finds out about nature and the world around them</li> <li>➤ Talks about people and their local community and learns about similarities and</li> </ul>


	<p>differences</p> <ul style="list-style-type: none"> <li>➤ Confidently uses ICT equipment</li> </ul>
Art and design	<p>This area of learning is about how your child...</p> <ul style="list-style-type: none"> <li>➤ Enjoys being creative</li> <li>➤ Sings, dances and makes music</li> <li>➤ Plays imaginatively</li> <li>➤ Uses colour to express themselves</li> </ul>






# Learning Journey

We will take lots of photographs of you and write about all the great things you do in school too. These will go in your very special Learning Journey book. We hope you will bring in some things from home to share all the wonderful learning you do with your family. We will put these in your Learning Journey too!



We hope this booklet has helped you and your family to know what happens in Reception class.



Remember, when you come to school you will learn lots of new things and have lots of fun with your teachers and your new friends.